



105705

Boxair BXW-M5-CSD

Mobile filter unit for welding fumes for sporadic use where there is no need of constant exhaust operation for one workstation.

**Construction:**

- high-performance composite impeller
- electronically commutated motor
- adjustable air flow range
- full mobility thanks to two swivel wheels
- two stage filtration
- filter wear indicator
- heavy duty welded and powder coated construction
- filter sealing mechanism
- handles for transport

**Parameters:**

- range of air flow\*: 0-1300 m³/h
- noise level dB(A)\*\*: 70
- motor power: 0,78 kW
- weight: 100 kg

**Filter cartridges:**

1. 242207 metal mesh filter Coarse 30% (G2)
2. 242858 main filter ePM1 80% (F9)

**A** - inlet

**B** - outlet

\* For single Ø160 inlet

\*\* At 1 meter distance with extraction arm mounted and maximal airflow

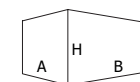
**Notes:**

**Recommended fume arms:**

- 101534 ECON 1620P hose fume arm, reach 2m
- 101536 ECON 1630P hose fume arm, reach 3m

Single inlet or double inlet depending on the ordered version of the unit

**The method of packing and carton sizes:**

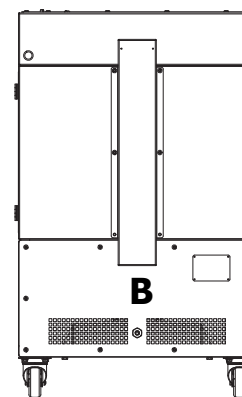
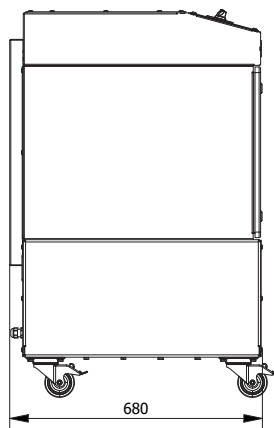
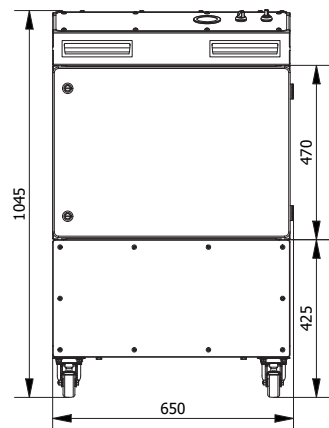


A = 1200  
B = 800  
H = 1100  
Weight = 115 kg

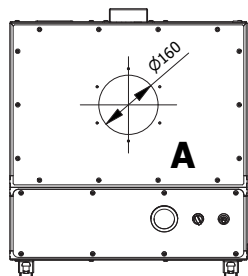
All dimensions are in mm

Menegon Sp. z o.o.  
Mokry Dwór 6C, 83-021 Mokry Dwór, PL  
tel: +48 58 301 28 38 info@menegon.com.pl  
www.menegon.com.pl

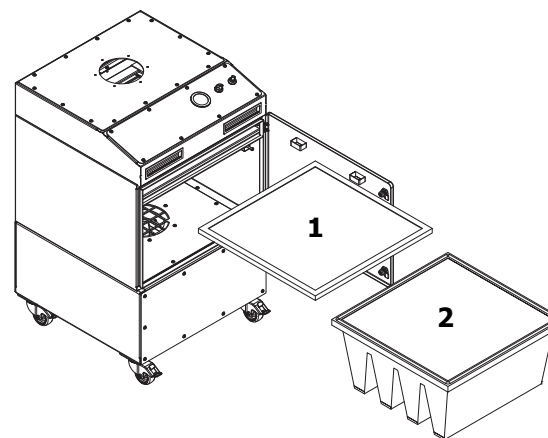
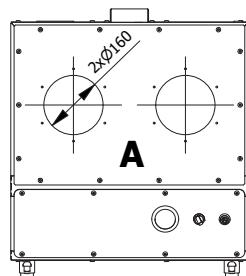
All rights reserved. This document including constructional and technical information as well as trademarks and brand names are law protected and are property of Menegon Sp. z o.o. The producer reserves the right to introduce changes in construction without prior notification.



Single inlet



Double inlet



**AVAILABLE CONFIGURATIONS OPTIONS**

IDENTIFIER	ARM	ARM REACH	POWER SUPPLY
BXW-M5-CSD-NOA	-	-	1~ 200-277V 50/60Hz
BXW-M5-CSD-E1620P	1 x Econ 1620P	2 m	
BXW-M5-CSD-E1630P	1 x Econ 1630P	3 m	
BXW-M5-CSD-E1622P	2 x Econ1620P	2 m	
BXW-M5-CSD-E1632P	2 x Econ 1630P	3 m	